

Summary Consolidated Balance Sheets

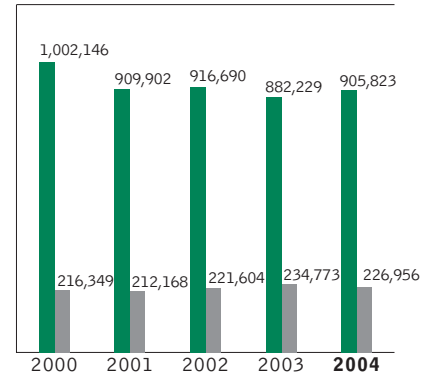
Showa Shell Sekiyu K.K. and Consolidated Subsidiaries December 31, 1995 through 2004
 昭和シェル石油株式会社およびその連結子会社 1995年から2004年の12月31日現在

	1995	1996	1997	1998
ASSETS 資産の部				
Current assets: 流動資産				
Cash in hand and at bank 現金および預金	¥ 28,105	12,171	11,066	11,446
Notes and accounts receivable 受取手形および売掛金	174,701	217,664	211,759	207,428
Inventories 棚卸資産	138,157	133,997	138,897	110,522
Other current assets その他の流動資産	29,925	26,290	25,127	23,424
Total current assets 流動資産合計	370,888	390,122	386,849	352,820
Fixed assets: 固定資産				
Property, plant and equipment 有形固定資産	546,379	578,057	562,874	542,724
Intangible fixed assets 無形固定資産	3,263	3,983	4,298	4,742
Investments and other assets 投資等	81,146	99,302	95,910	91,996
Total fixed assets 固定資産合計	630,788	681,342	663,082	639,462
Total assets 資産合計	¥1,001,676	1,071,464	1,049,931	992,282
LIABILITIES AND SHAREHOLDERS' EQUITY 負債および資本の部				
Current liabilities: 流動負債				
Notes and accounts payable 支払手形および買掛金	¥ 173,314	166,202	152,111	150,998
Short-term debt and current portion of long-term debt 短期借入金およびコマーシャルペーパーおよび1年以内償還社債	164,692	183,824	183,696	156,506
Other current liabilities その他の流動負債	199,294	199,569	208,855	199,767
Total current liabilities 流動負債合計	537,300	549,595	544,662	507,271
Long-term liabilities: 固定負債				
Bonds 社債	30,100	50,100	55,100	55,000
Long-term borrowings 長期借入金	175,363	205,876	179,728	157,156
Provision for retirement allowances 退職給与引当金	40,981	43,081	45,033	47,735
Reserve for retirement benefits 退職給付引当金	—	—	—	—
Special reserve for repairs 特別修繕引当金	9,483	8,793	9,528	9,870
Other long-term liabilities その他の固定負債	8,294	11,050	9,951	11,010
Total long-term liabilities 固定負債合計	264,221	318,900	299,340	280,771
Minority interests in consolidated subsidiaries 少数株主持分	4,228	4,433	4,450	4,529
Total liabilities 負債合計	805,749	872,928	848,452	792,571
Minority interests in consolidated subsidiaries 少数株主持分				
Shareholders' equity: 資本				
Common stock of ¥50 par value 資本金	34,198	34,198	34,198	34,198
Capital reserve 資本準備金	21,929	21,929	21,929	21,929
Legal reserve 法定準備金	5,150	5,568	5,951	6,307
Retained earnings その他の剰余金	134,666	136,844	139,402	137,277
Consolidated retained earnings 連結剰余金	—	—	—	—
Net unrealized gains on investments in securities その他有価証券評価差額金	—	—	—	—
Treasury stock 自己株式	(16)	(3)	(1)	(0)
Total shareholders' equity 資本合計	195,927	198,536	201,479	199,711
Total liabilities, minority interests and shareholders' equity	¥1,001,676	1,071,464	1,049,931	992,282
負債、少数株主持分および資本合計				

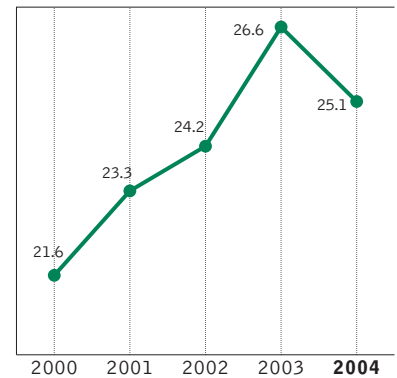
(¥ Million 百万円)

1999	2000	2001	2002	2003	2004
6,027	18,055	25,666	7,651	15,382	8,553
236,301	258,216	218,630	237,934	219,482	233,032
117,728	140,884	116,412	141,843	133,047	176,477
21,052	20,429	26,001	25,344	27,022	32,489
381,108	437,924	386,710	412,774	394,934	450,551
504,811	466,819	439,434	423,963	408,752	360,246
4,732	14,964	14,556	13,885	13,516	11,880
84,265	82,437	69,200	66,067	65,095	83,144
593,808	564,221	523,191	503,916	487,364	455,271
974,916	1,002,146	909,902	916,690	882,299	905,823
179,137	212,729	197,912	222,921	174,887	196,438
139,646	137,449	87,121	102,515	68,506	80,638
209,864	220,742	223,709	216,464	247,080	260,353
528,647	570,920	508,742	541,901	490,477	537,429
55,000	40,000	30,000	15,000	30,000	15,000
116,783	94,078	53,817	33,016	22,444	19,145
51,709	51,516	—	—	—	—
—	—	79,149	79,752	79,562	79,408
9,693	9,409	9,659	8,905	9,644	10,292
11,137	15,685	12,347	12,600	11,721	13,785
244,322	210,690	185,019	149,275	153,373	137,631
—	—	—	—	—	—
772,969	781,611	693,761	691,176	643,850	675,060
4,384	4,185	3,971	3,909	3,675	3,807
34,198	34,197	34,197	34,197	34,197	34,197
21,929	21,929	21,929	22,086	22,089	22,095
—	—	—	—	—	—
—	—	—	—	—	—
141,436	160,418	157,088	166,718	178,102	169,113
—	—	—	651	2,325	3,085
(0)	(196)	(1,046)	(2,049)	(1,940)	(1,537)
197,563	216,349	212,168	221,604	234,773	226,955
974,916	1,002,146	909,902	916,690	882,299	905,823

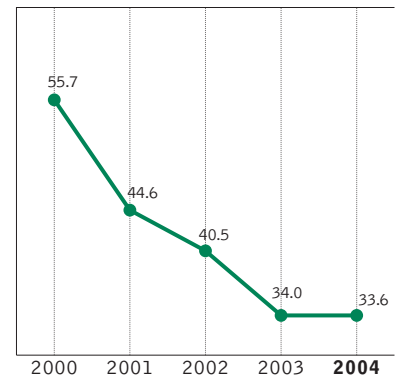
Total Assets/Shareholders' Equity (¥ Million)
■ 総資産 / ■ 株主資本 (百万円)



Shareholders' Equity Ratio (%)
■ 株主資本比率 (%)



Gearing Ratio (%)
■ ギアリング・レシオ (%)



Current Ratio (%)
■ 流動比率 (%)

