

# Consolidated Statements of Cash Flows

Showa Shell Sekiyu K.K. and Consolidated Subsidiaries Years ended December 31, 2000 through 2004  
昭和シェル石油株式会社およびその連結子会社 2000年12月期および2004年12月期

## Cash flow from operating activities: 営業活動によるキャッシュ・フロー

Income before income taxes and minority interests 税金等調整前当期純利益	.....
Depreciation 減価償却費	.....
Loss on impairment of fixed assets 減損損失	.....
Loss on disposal of property, plant and equipment 有形固定資産処分損	.....
Gain on sale of property, plant and equipment 有形固定資産売却益	.....
Loss on write-down of investments in securities 投資有価証券等評価損	.....
Increase (decrease) in allowance for doubtful receivables 貸倒引当金の増減額	.....
Decrease in the provision for retirement allowances 退職給与引当金の減少額	.....
Increase (decrease) in allowance for retirement benefits 退職給付引当金の増減額	.....
Increase (decrease) in investment loss reserve 投資損失引当金の増減額	.....
Interest and dividends received 受取利息および受取配当金	.....
Interest expenses 支払利息および売上割引	.....
Increase (decrease) in notes and account receivables 売上債権の増減額	.....
Increase (decrease) in inventories たな卸資産の増減額	.....
Increase (decrease) in notes and account payables 仕入債務の増減額	.....
Other その他	.....
Subtotal 小計	.....
Interest and dividend income received 利息および配当金の受取額	.....
Interest expense paid 利息の支払額	.....
Income taxes paid 法人税等の支払額	.....
Net cash provided by operating activities 営業活動によるキャッシュ・フロー	.....

## 9 Cash flow from investing activities: 投資活動によるキャッシュ・フロー

Payments for purchase of time deposits 定期預金の預入による支出	.....
Proceeds from maturity of time deposits 定期預金の払戻による収入	.....
Payment for purchases of property, plant and equipment 有形固定資産の取得による支出	.....
Proceeds from sale of property, plant and equipment 有形固定資産の売却による収入	.....
Payment for purchases of investments in securities 投資有価証券の取得による支出	.....
Proceeds from sale of investments in securities 投資有価証券の売却による収入	.....
Proceeds from redemption of investments in bond 社債の償還による収入	.....
Increase (decrease) in short-term loans (net) 短期貸付金の純増減額	.....
Payment of long-term loans 長期貸付による支出	.....
Proceeds from the collection of long-term loans 長期貸付金の回収による収入	.....
Other その他	.....
Net cash (used in) provided by investing activities 投資活動によるキャッシュ・フロー	.....

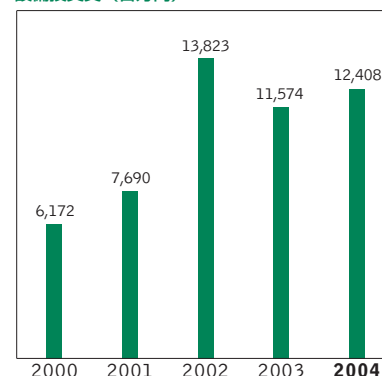
## Cash flow from financing activities: 財務活動によるキャッシュ・フロー

Increase (decrease) in short-term debt (net) 短期借入金の純増減額	.....
Increase (decrease) in commercial paper (net) コマーシャルペーパーの純増減額	.....
Proceeds from long-term debt 長期借入による収入	.....
Repayment of long-term debt 長期借入金の返済による支出	.....
Proceeds from issuance of bonds 社債の発行による収入	.....
Payment for redemption of bonds 社債の償還による支出	.....
Payment for retirement of stock 株式消却による支出	.....
Payment for purchases of treasury stock 自己株式の取得による支出	.....
Cash dividends paid 配当金の支払	.....
Dividends paid to minority interests 少数株主に対する配当金の支払額	.....
Other その他	.....
Net cash used in financing activities 財務活動によるキャッシュ・フロー	.....
Net (decrease) increase in cash and cash equivalents 現金および現金同等物の増減額	.....
Cash and cash equivalents at beginning of the year 現金および現金同等物の期首残高	.....
Increase in cash and cash equivalents due to inclusion of consolidated subsidiaries 新規連結に伴う現金および現金同等物の増加高	.....
Increase in cash and cash equivalents due to merger 合併に伴う現金および現金同等物の増加高	.....
Increase in cash and cash equivalents due to merger of consolidated subsidiaries 連結子会社の合併に伴う現金および現金同等物の増加高	.....
Decrease in cash and cash equivalents due to exclusion of subsidiaries from consolidation 連結除外に伴う現金および現金同等物の減少高	.....
Cash and cash equivalents at end of the year 現金および現金同等物の期末残高	.....

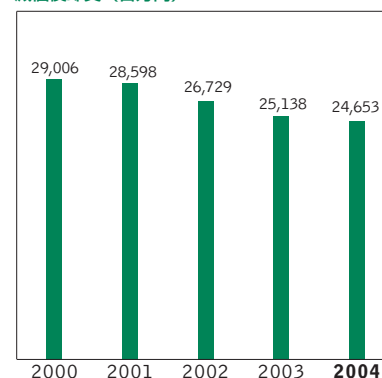
(¥ Million 百万円)

	2000	2001	2002	2003	2004
.....	¥ 23,763	3,998	32,586	36,937	<b>24,814</b>
.....	29,006	28,598	26,729	25,138	<b>24,653</b>
.....	—	—	—	—	<b>33,728</b>
.....	11,196	4,671	5,072	3,879	<b>4,813</b>
.....	(12,110)	(14,847)	(4,851)	(2,052)	<b>(1,715)</b>
.....	9,140	1,779	977	511	<b>150</b>
.....	2,285	(1,632)	224	(724)	<b>150</b>
.....	(297)	(51,461)	—	—	<b>—</b>
.....	—	79,194	558	(209)	<b>(191)</b>
.....	841	(11,124)	—	—	<b>—</b>
.....	(1,792)	(1,178)	(909)	(492)	<b>(289)</b>
.....	6,781	5,359	3,356	2,879	<b>2,344</b>
.....	(20,546)	39,391	(19,303)	19,005	<b>(13,160)</b>
.....	(22,691)	24,527	(25,431)	8,912	<b>(43,331)</b>
.....	36,989	(20,670)	27,876	(27,330)	<b>25,632</b>
.....	4,781	10,887	7,688	(4,126)	<b>(5,819)</b>
.....	67,349	97,495	54,573	62,328	<b>51,780</b>
.....	1,865	1,132	1,039	641	<b>292</b>
.....	(6,027)	(6,483)	(3,588)	(3,069)	<b>(2,406)</b>
.....	(16,984)	(8,866)	(28,762)	(5,196)	<b>(20,068)</b>
.....	46,202	83,277	23,262	54,704	<b>29,598</b>
.....	(138)	(202)	(116)	(17)	<b>(5)</b>
.....	260	380	215	290	<b>—</b>
.....	(6,172)	(7,690)	(13,823)	(11,574)	<b>(12,408)</b>
.....	20,346	21,746	6,766	3,898	<b>3,723</b>
.....	(732)	(258)	(1,451)	(454)	<b>(11,365)</b>
.....	948	3,184	887	1,698	<b>2,308</b>
.....	—	15,118	100	—	<b>—</b>
.....	(160)	833	(333)	843	<b>105</b>
.....	(1,447)	(933)	(281)	(282)	<b>(519)</b>
.....	1,453	1,159	77	28	<b>204</b>
.....	(1,417)	(2,270)	(2,749)	(2,306)	<b>(1,236)</b>
.....	12,941	31,067	(10,710)	(7,874)	<b>(19,194)</b>
.....	(9,423)	(26,655)	(15,702)	20,652	<b>(4,173)</b>
.....	(4,000)	1,000	23,000	(36,000)	<b>4,000</b>
.....	9,766	600	1,086	2,100	<b>6,000</b>
.....	(38,910)	(60,350)	(18,789)	(16,488)	<b>(12,614)</b>
.....	—	—	—	15,000	<b>—</b>
.....	—	(15,000)	(10,000)	(15,000)	<b>—</b>
.....	(1,233)	—	—	—	<b>—</b>
.....	(195)	(885)	(1,063)	(4)	<b>(8)</b>
.....	(4,142)	(5,639)	(8,995)	(9,354)	<b>(11,235)</b>
.....	(111)	(102)	(105)	(100)	<b>(101)</b>
.....	(0)	35	96	29	<b>432</b>
.....	(48,251)	(106,997)	(30,474)	(39,167)	<b>(17,700)</b>
.....	10,892	7,347	(17,922)	7,662	<b>(7,296)</b>
.....	6,027	17,411	25,081	7,165	<b>15,151</b>
.....	515	361	—	322	<b>—</b>
.....	—	—	6	—	<b>—</b>
.....	—	22	22	—	<b>458</b>
.....	(23)	(61)	(22)	—	<b>—</b>
.....	¥ 17,411	25,081	7,165	15,151	<b>8,313</b>

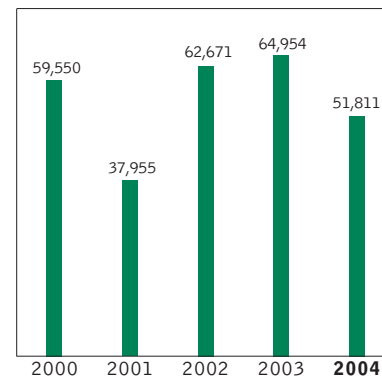
Capital Expenditures(¥ Million)  
設備投資費(百万円)



Depreciation (¥ Million)  
減価償却費(百万円)



EBITDA (¥ Million)  
金利・税金・償却前利益(百万円)



Income before Income Taxes and Minority  
Interests (¥ Million)  
税金等調整前当期純利益(百万円)

